

The Mole and The Queen



Lifelong Learning Programme

From Iceland

Harvest


The children and the Mole took up this wonderful vegetables in August and we could eat our own harvest for the rest of August. In June the Mole helped the children to plant some seeds and plants and it was much work to nurture the plants to get such a good harvest.



Animation with iPad

The oldest children learned to make animation with iPad. They created a video (movie) of the mole and his friends.






Education and Culture DG


Lifelong Learning Programme

The Mole and The Queen

Moles Cartoons – Krtek

We have been watching a few cartoons with Krtek the Mole. Most groups in our school, students from one to five years old, have watched videos with Krtek and have done some creative work about the content of the story. They have done that in a very different way, with clay, paint, draw, acting etc. The Moles was made of wool after watching one of the cartoons.





Education and Culture DG

Lifelong Learning Programme

The Mole and The Queen

The Mole in art in our school


The Mole has been made in a very different way, with clay, paint, draw, acting etc. The little artists were making a wall canvas for everyone to enjoy.



Chess

Once a week the children had a lessons playing chess.





Education and Culture DG

Lifelong Learning Programme

The Mole and The Queen


Calendar

The children took part in creating a calendar with the other children in the projekt. We made February and June 2014.



The Mole participated in the Icelandic TV. It was a Christmas show for children.





Education and Culture DG

Lifelong Learning Programme


The Mole and The Queen

The Mole was involved in everyday life in December



We also made a video with pictures from December.

<http://www.youtube.com/watch?v=e1d2S8ZH7zY>



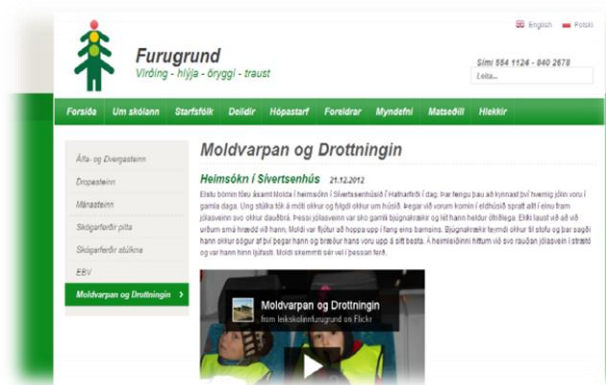
The Mole and The Queen



Education and Culture DG

Lifelong Learning Programme

Website



We write about everything we do in the project on our website:

<http://furugrund.is> . At least twice in a week we put some tasks on the webpage.

We have also introduced the project to others schools in Iceland. In the media and in a meeting in the Icelandic International agency in October, where teachers from the whole country were

invited.

<http://furugrund.kopavogur.is/hopastarf/moldvarpan-og-drottningin>

Common Website



We try to put the most frequently for the latest news and all the challenges of the project visit the website. Then other teachers can viewed and use the material.

<http://moleandqueen.weebly.com>